



2021 ANNUAL STOCKHOLDERS' MEETING

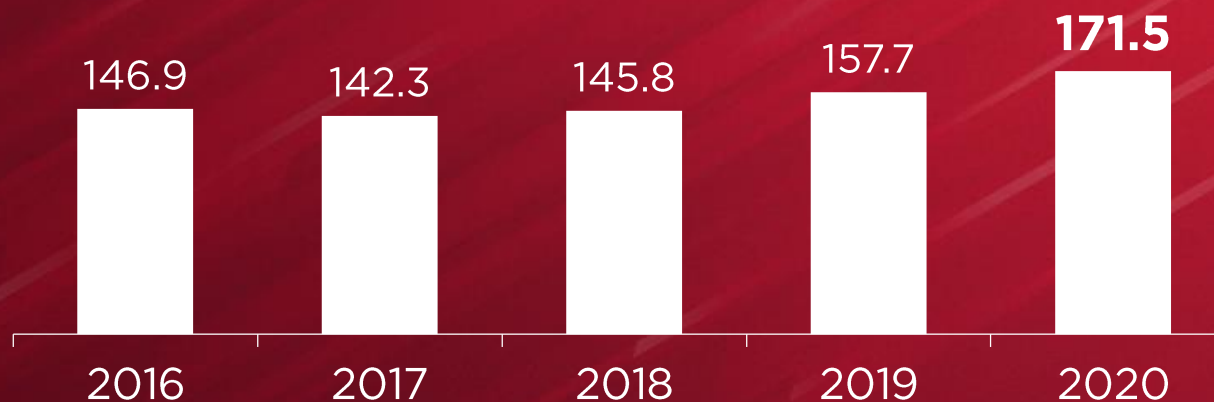
2020

CONSOLIDATED SERVICE REVENUES

NET OF INTERCONNECTION COST

P171.5B  **9%**

HIGHEST FULL YEAR REVENUE EVER



2020 DATA/BROADBAND SERVICES

CONSOLIDATED SERVICE REVENUES

P124.5B  **18%**

73% OF TOTAL SERVICE REVENUES

DEMAND FOR HOME
BROADBAND FUELED BY
WORK-FROM-HOME AND
ONLINE LEARNING

MOBILE DATA
TRAFFIC GREW
BY 79%

2020

CONSOLIDATED SERVICE REVENUES

INDIVIDUAL

82.7B



HOME

41.4B



ENTERPRISE

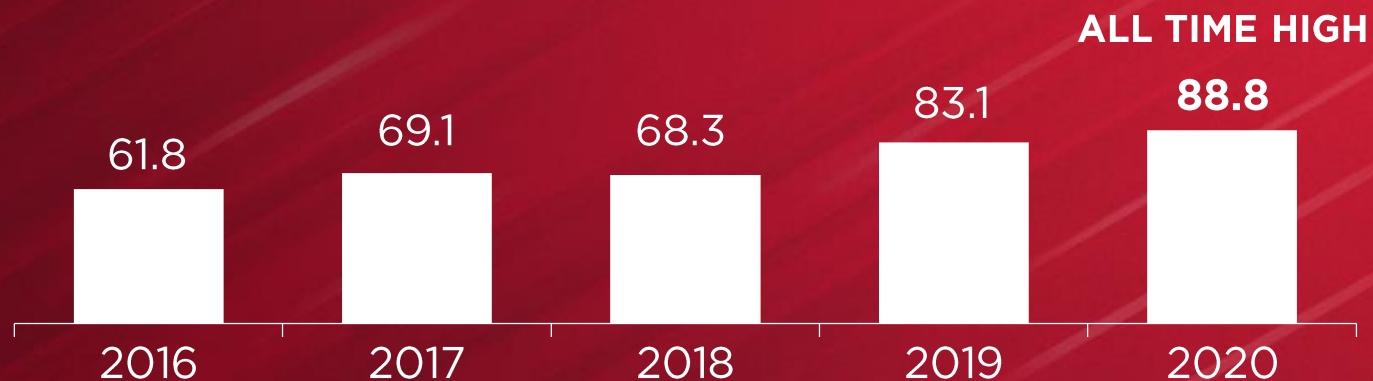
41.2B



11% HIGHER VS 2019

2020 EBITDA (EX-MRP)

P88.8B



MARGIN:

40%

46%

45%

52%

51%

2020


TELCO CORE INCOME

(EXCLUDING ASSET SALES AND VOYAGER)

P28.1B  **4%**



REPORTED NET INCOME
P24.3B

 **8%**

2020 DIVIDENDS

P78/SHARE
60% PAYOUT

4% HIGHER VS 2019
YIELD OF 5.8% BASED ON YEAR-END 2020 SHARE PRICE

2020
CAPEX

P71.9B

SIMILAR TO 2019 CAPEX
DESPITE MOBILITY LIMITATIONS DUE TO COVID

REPRESENTS 41% OF SERVICE REVENUES

2011-2020
CAPEX

P460.8B

TOTAL CAPEX FOR LAST 10 YEARS

FASTEST AND WIDEST NETWORKS

**429,300KMS
OF FIBER**

THE MOST EXTENSIVE IN THE COUNTRY

AS OF END-2020

96%

3G/LTE COVERAGE

AS OF END-2020

2020
NET DEBT

US\$3.8B

NET DEBT-TO-EBITDA: **2.05X**

\$600MN DUAL TRANCHE SENIOR UNSECURED NOTES
IFR (INTERNATIONAL FINANCING REVIEW) PHILIPPINE
CAPITAL DEAL OF THE YEAR

INTERNATIONAL CREDIT RATINGS
REMAIN INVESTMENT GRADE

LATEST VIEWS FOR 2021

REVENUES
HIGH
SINGLE DIGIT
GROWTH

UNDERPINNED
BY **NETWORK**
QUALITY AND
SUPERIOR CX

LATEST VIEWS FOR 2021

CAPEX

P88 – P92B

BUSINESS/DEMAND DRIVEN
EXPANSION OF 5G NETWORK

LATEST VIEWS FOR 2021

TELCO CORE INCOME
P29B – P30B

DIVIDENDS

60% PAYOUT

TO CONSIDER 5% SPECIAL DIVIDEND

1Q2021
CONSOLIDATED SERVICE REVENUES

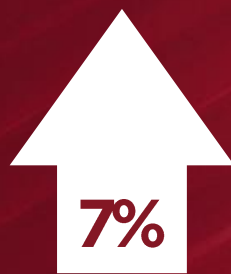
NET OF INTERCONNECTION COST

P44.8B 

1Q2021 CONSOLIDATED SERVICE REVENUES

INDIVIDUAL

22.1B




HOME

10.9B



ENTERPRISE

10.3B



1Q2021
EBITDA
(EX-MRP)

P23.3B An upward-pointing arrow with the text "7%" inside its base, indicating a 7% increase.

MARGIN: **51%**
NEW ALL-TIME QUARTER HIGH

1Q2021
TELCO CORE INCOME
(EXCLUDING ASSET SALES AND VOYAGER)

P7.5B 

HIGHEST QUARTER AVERAGE
(SINCE 2015)